


Quiet Bird

Clayton



Quiet Bird

41' Double Ended Cutter & Pilothouse Cutter

Design Number 156

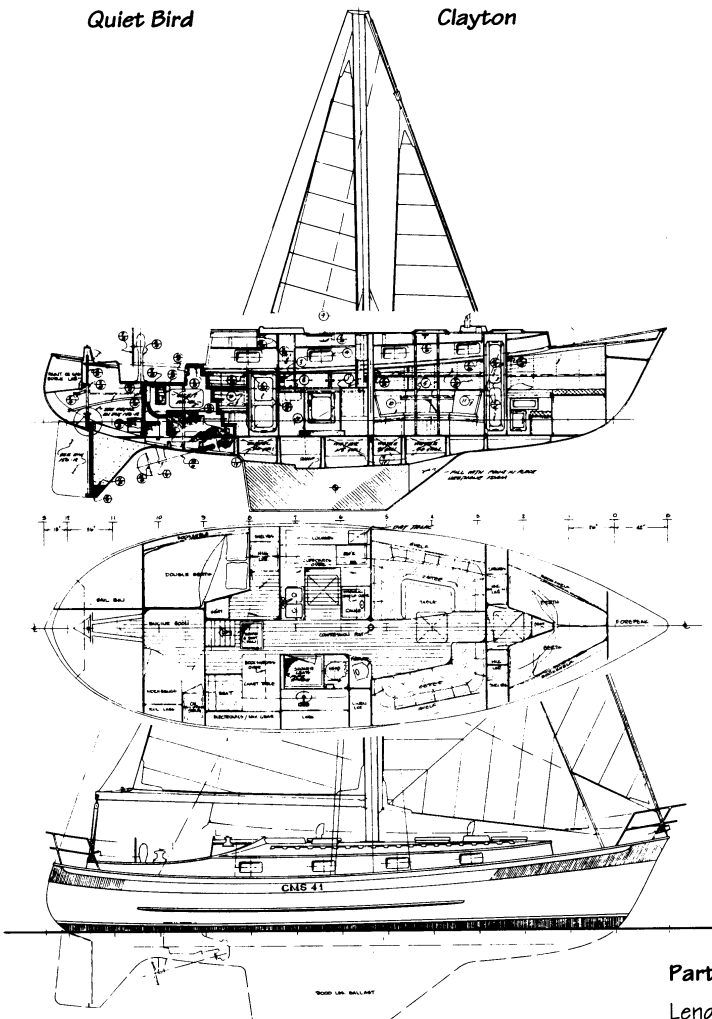
1977

Quiet Bird is a very successful offshore double ender. She's made fast passage-making a fine art. She is one of the many boats built to this design. They've proven to be fast, stiff and weatherly. What more can one ask of a good offshore cruiser?...

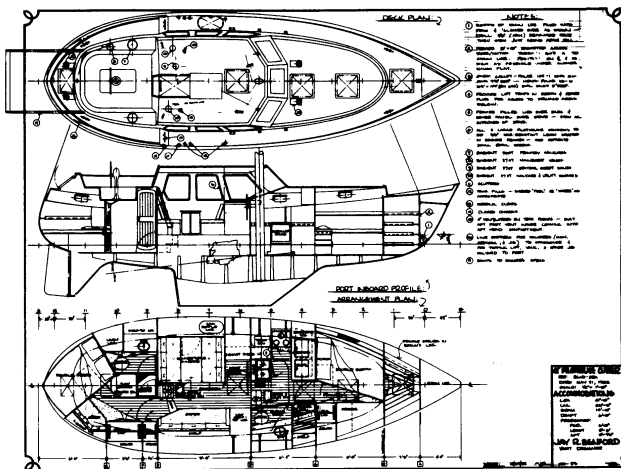
Her design is the result of our being commissioned to produce a production design based on the combination of our experience in living aboard and our work in producing fast cruisers. The result has been a pleasure to all and a comfort to those living aboard.

Since the fiberglass ones went out of production, we've created alternate cold-molded versions of both the fin keel version and a 5' draft, long keel, great cabin version, for voyaging in waters a bit shallower.

Clayton is the pilothouse version. It offers the option of inside steering with shelter from the sun and rain. The raised saloon provides a good view of the world around you while still seated inside. Being able to watch the horizon like this is a great help to those bothered by motion sickness. **Clayton** also offers private double berth staterooms with their own heads with shower stalls at either end of the boat. The generously sized galley is a couple steps down and forward of the raised saloon. The storage that is usually in the lazarette is now in a large bow locker, featuring many built-in shelves.

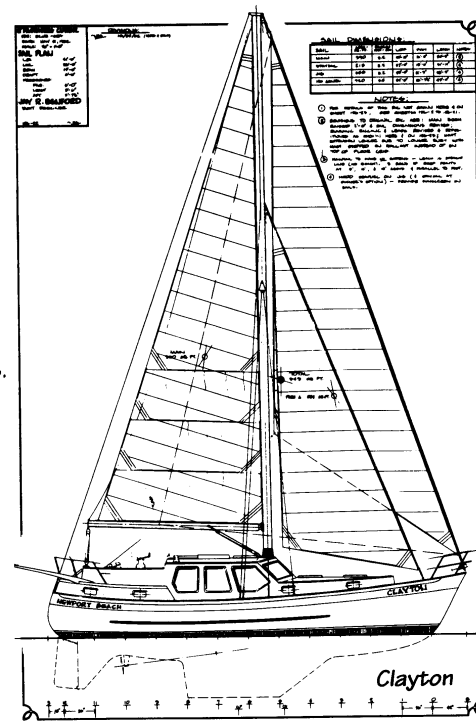


Quiet Bird



Particulars:

Length overall	41'-0"
Length designed waterline	36'-0"
Beam	14'-0"
Draft	6'-0"
Freeboard:	
Forward	6'-0"
Least	3'-6"
Aft	4'-6"
Displacement, cruising trim	26,000 lbs.
Displacement-length ratio	249
Ballast	8,300 lbs.
Ballast ratio	32%
Sail area	949 sq. ft.
Sail area-displacement ratio	17.30
Prismatic coefficient	.547
Pounds per inch immersion	1,552
Entrance half-angle	22 1/4°
Water tankage	300 Gals.
Fuel tankage	100 Gals.
Headroom	6'-10"



Clayton

41' Great Cabin Cutter

Design Number 156

Revised 1992

Cruising Designs by Benford/91

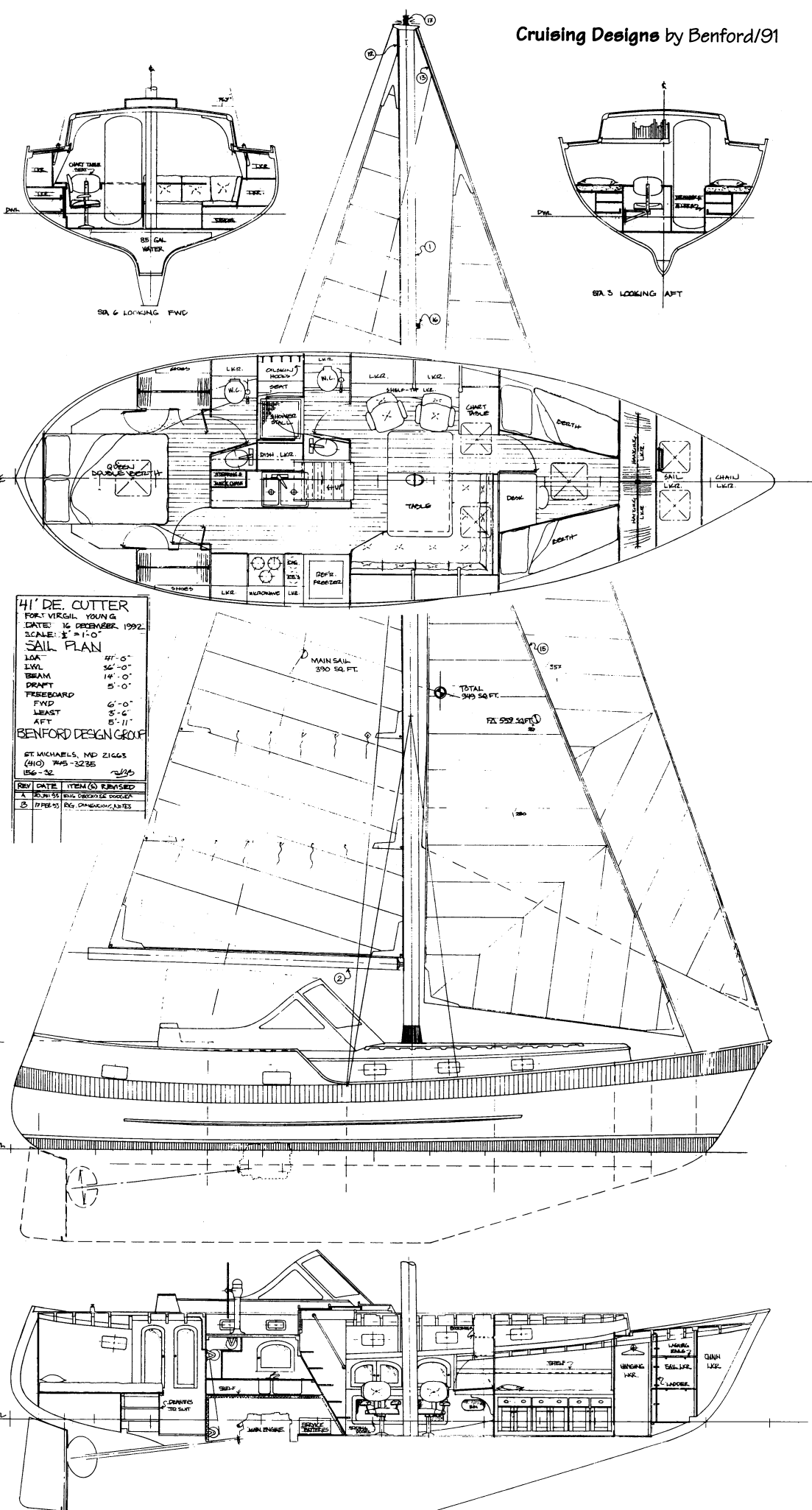
The original version of this design, the 41' Cutter *Quiet Bird* is a very successful offshore double-ended cutter. When the request came along for this new design, to be based on one of our existing hulls, it made sense to us to use the beamy *Quiet Bird* hull to get all the room for this interior layout.

The midships cockpit has the seating at the after deck level, the coamings above deck and the footwell recessed into the deck. The windshield and canvas top will provide good shade and shelter for the on-watch crew.

The saloon is entered from the forward end of the cockpit. It has an L-shaped settee to starboard and a large dining table at the settee with a leaf that folds up for use by the chairs opposite. The forward port chair also serves the chart table.

Aft of the galley, in the great cabin, is the master stateroom. It has a queen sized berth with walk-around access on three sides. The shower stall has access from both the master and forward head. With the galley sink on the centerline counter adjacent to it, all the plumbing work is concentrated in this one area of the boat. Also, with the galley and head sinks near centerline, they won't back-flood on either tack.

The engine is located under the galley sink. Both the port and starboard sides of the enclosing box open up for accessing and servicing the engine.



The long keel is a foot shallower than the original fin keel. It's wineglass shape is built hollow with some tankage fitted into the keel. With some minor adjustments to the engine shaft angles, this keel could be used with the original *Quiet Bird* layout or the fin keel used with this one, if so desired. (For more information on the original *Quiet Bird*, see page 34.) (Preceding page has her particulars.)