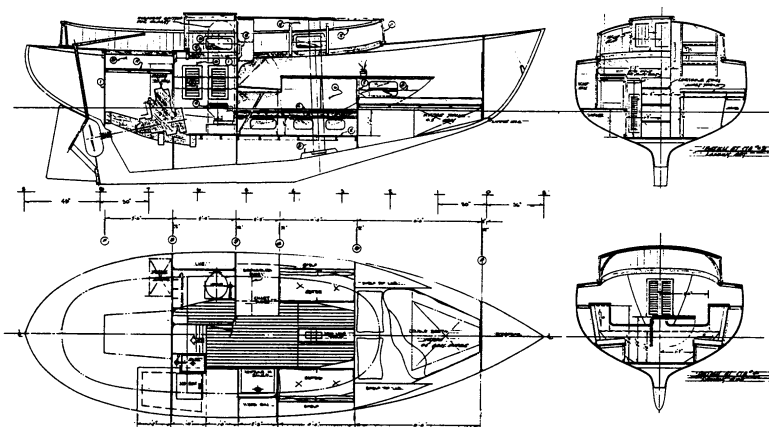


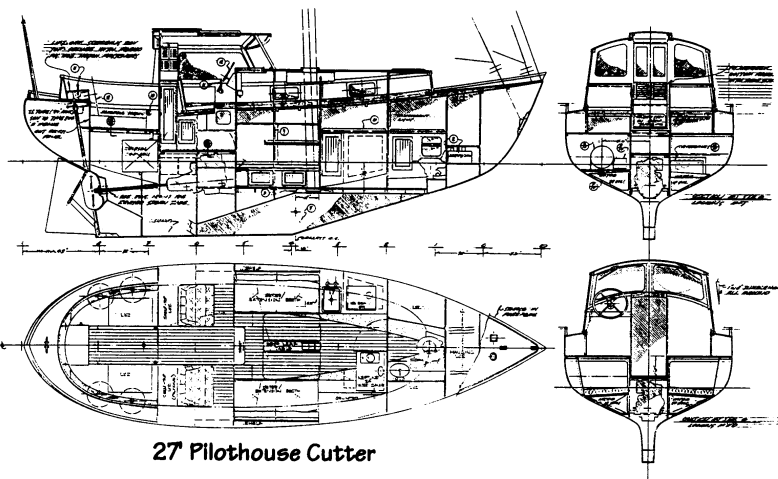
27 Cutter

27 Pilothouse Cutter

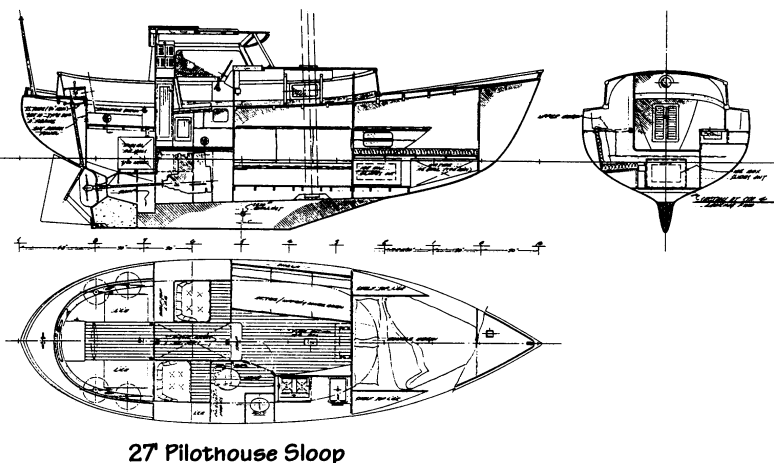
27 Pilothouse Sloop



27 Cutter



27 Pilothouse Cutter



27 Pilothouse Sloop

# Offshore Double-Enders

## 27 Cutter & Pilothouse Cutter/Sloop

Design number 124

1975

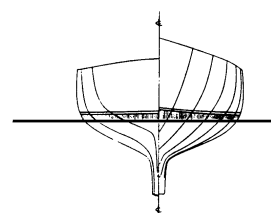

This handsome cutter can be thought of as a bigger version of the Benford 22 Knockabout. She's a fast and responsive sailer with good ability to carry sail in a blow.

The Cutter has a big double berth forward, open main saloon, with settees port and starboard, the port one making into another berth. There is a good sized chart table, galley, and enclosed head with room for shower. She has 6'-2" headroom in her cabin.

The Pilothouse Cutter has two raised seats in the pilothouse, one of which is at the inside helm. The settees extend back under the raised sole, at the seats in the pilothouse, to make them usable as berths. They also have extension pieces to make them wider. The head is in the bow, forward of the galley.

The Pilothouse Sloop has a different cabin layout, with the Cutter's double berth forward and settee to port that makes into upper and lower berths. Her enclosed head and galley are along the starboard side of the saloon. She also has raised seats in the pilothouse, so that there is room for two to sit inside and operate the boat, out of the weather.

These three variations have but scratched the surface of the possibilities for interior arrangement plans. Let us know how you'd like your version laid out.



### Particulars:

Length overall	27'-0"
Length designed waterline	22'-6"
Beam	8'-9½"
Draft	4'-0"
Freeboard:	
Forward	4'-4½"
Least	2'-8"
Aft	3'-9½"
Displacement, cruising trim	9,235 lbs.
Displacement-length ratio	362
Ballast	3080 lbs.
Ballast ratio	33%
Sail area	450 sq. ft.
Sail area-displacement ratio	16.4
Prismatic coefficient	.544
Pounds per inch immersion	638
Entrance half-angle	23°
Water tankage	45 Gals.
Fuel tankage	30-40 Gals.
Headroom	6'-2"

