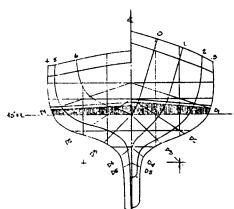


22' Sloop

22' Knockabout

22' Lug Sloop

22' Pilothouse Sloop

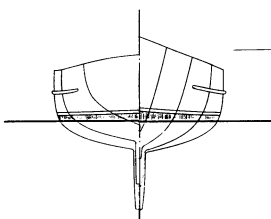


22' Knockabout

Cascade Classic 22

Design number 111

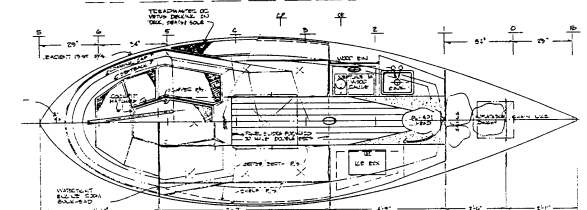
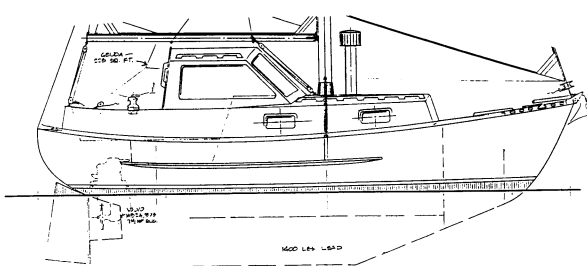
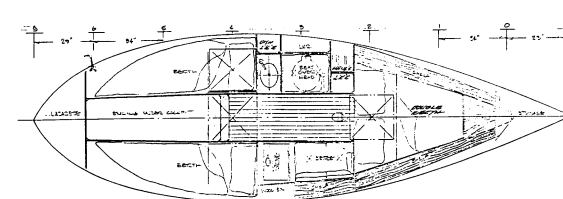
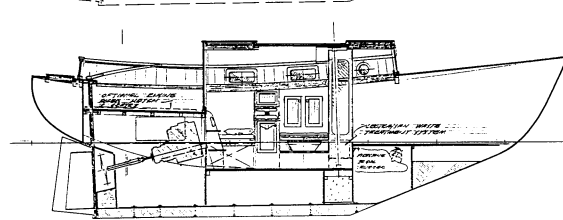

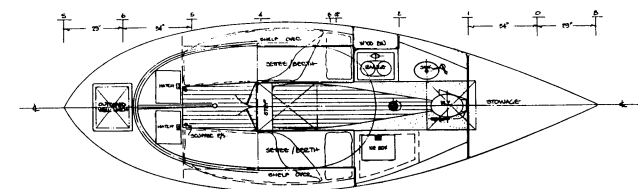
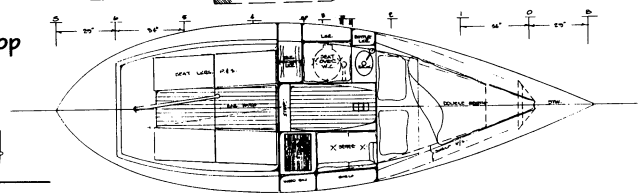

1973 & 1975



From top to bottom, the versions at right are the 22' Sloop with double berth forward, the 22' Knockabout with settees that convert to double berth aft, the optional raised-flush-deck, the longer house version of the 22' Sloop with quarter-berths, and the 22' Pilothouse Version.


This handsome pocket cruiser reflects simplicity of line, rig and construction. Going by the traditional definition of a "knockabout", she is indeed a sailing vessel of simple sloop rig having just a jib and mainsail, and no bowsprit. For the coast-wise voyager, there is a good deal of stowage room below decks. A unique feature is the potential for a king size bed! (Port and starboard settee/berths extend at the same height as the step from the cockpit underneath the cockpit seats and sole on several versions.) The 22' Knockabout's simple rig only has 3 stays.

The version with the longer waterline is the one designed for 'glass production. The interiors and rigs are pretty much interchangeable. Molded 'glass hulls are available as shells or outfitted as completely as you'd like. Call or write us for more particulars on these finely built boats!



Particulars:

Length overall	22'-0"
Length designed waterline	17'-0"/18'-0"
Beam	7'-0"
Draft	4'-0"/3'-9"
Freeboard:	
Forward	3'-6"/3'-6½"
Least	2'-0½"/2'-1 3/8"
Aft	2'-8½"/2'-9¼"
Displacement, cruising trim	4,705/4,000 lbs.
Displacement-length ratio	428/306
Ballast	1,600/1,400 lbs.
Ballast ratio	34/35%
Sail area: Knockabout	254 sq. ft.
Masthead rig	215-315 sq. ft.
Sail area-displacement ratio:	
Knockabout	14.47 or 16.13
Masthead rig	12.25 to 17.95/13.65 to 20.00
Prismatic coefficient	.512/.522
Pounds per inch immersion	393/402
Entrance half-angle	22½°/21°
Water tankage	/16 Gals.
Fuel tankage	/12 Gals.
Headroom	5'-0"/5'-1"



Rich Green's 22-Footer

