





23' Canoe Yawl




23' Gaff Sloop



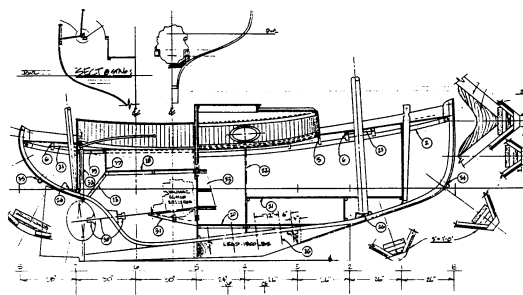
18' Catboat



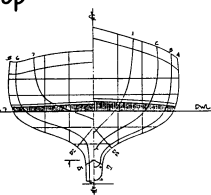
18' Gaff Sloop



18' Canoe Yawl



18' Canoe Yawl



18' & 23' Canoe Yawls

Designs Number 28 & 112


1969 & 1973

These little yawls are bound to turn heads in any harbor into which they venture. The split rig doubles the pleasure of sailing her! And, the mizzen will help hold her steadily head to wind in an anchorage and make her easier to balance for self-steering.

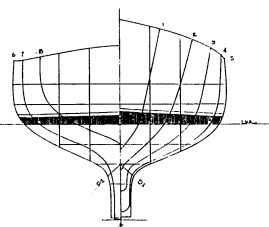
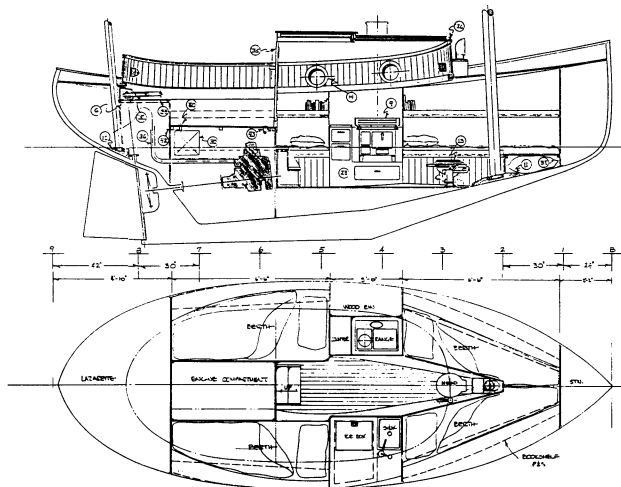
The 18 is laid out to sleep two in V-berths which can also be converted into a large double if the crew desires a more cozy arrangement. A head, stove, inboard power, long straight ballast keel, self-draining cockpit and split rig make this a true cruising vessel — pocket sized!

The 18-footer is available with the 17' Catboat's or 20' Gaff Sloop's rigs as options. Also, the 22' Knockabout's rig could be used on her. There is also a small fish hold version, which was used on *lota*, one of the first 18-footers built. She sailed from Seattle to Alaska and back, serving as home for her crew for over a year.

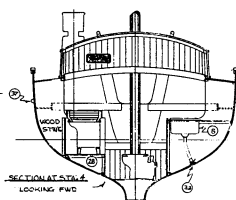
The attractive 23' big sister to the 18' Canoe Yawl should prove of appeal to canoe-stern enthusiasts. With 6'-2" headroom in her cabin, she's comfortable for longer voyages, and affords a surprising amount of accommodations in just 23 feet of length. A large single (or small double) berth to port and single berth to starboard foot beneath the cockpit, with their forward ends making comfortable lounging seats next to the ice box and sink to starboard and counter & wood range to port. Forward there are two V-berths with bookshelves outboard and head between, or a double berth to one side. A large stowage area in the lazarette is representative of the accommodating amount of stowage space in the rest of the vessel. This vessel has been optionally gaff cutter rigged, using the gaff cutter Sail Plan from the 25' Gaff Sloop or Marconi Cutter rigged using the rig from the 27' Cutter.



18' lota



23' Canoe Yawl



Particulars:

	28	112
Length overall	18'-0"	23'-0"
Length designed waterline	16'-0"	21'-0"
Beam	7'-0"	8'-9"
Draft	3'-0"	4'-0"
Freeboard:		
Forward	3'-6"	3'-3"
Least	2'-0½"	2'-2½"
Aft	2'-6"	2'-9¼"
Displacement, cruising trim	4,200 lbs.	8,940 lbs.
Displacement-length ratio	458	431
Ballast	1,500 lbs.	2,400 lbs.
Ballast ratio	36%	27%
Sail area	233 sq. ft.	450 sq. ft.
Sail area-displacement ratio	14.32	16.72
Pounds per inch immersion	382	592
Entrance half-angle	27°	23°
Water tankage	Gals.	15 Gals.
Fuel tankage	Gals.	15 Gals.
Headroom	4'-9" to 5'-0"	6'-2"